



**Partnerships that Deliver Thriving Communities  
New Partners for Smart Growth Conference**

**Thursday, February 7th, 2013  
Kansas City, Missouri**

# Moving Towards Regional Equity

*“If you want a future that’s distinct from the past, you have to be with people who you aren’t used to being with and have conversations that you’re not used to having.”*



-Peter Block

# Equity: Critical Component of Any Regional Planning Agenda

- Sprawling growth has led to imbalance of development and opportunity structures
- Affecting not only communities of limited opportunity but creating environmental and economic challenges for all (water, air, jobs-housing imbalance, etc.)
- History of inequity in American South has exacerbated these issues
- Incorporating equity indicators/practices promote balanced growth and authentic community engagement (Systems Change)



# PARTNERSHIP FOR SOUTHERN EQUITY

## Mission:

- **Partnership for Southern Equity** pushes for policies and actions that promote equity and inclusive prosperity in metropolitan Atlanta. Through forums, research, and organizing efforts, we bring together our regional community to lift up and encourage just, sustainable, and civic practices for balanced growth and opportunity.

## Goals:

- Leverage our combined assets to advance and coordinate regional equity activities utilizing the Shared Prosperity framework as our platform.
- Influence how local and regional decisions are made as they pertain to growth, development, and opportunity structures in metropolitan Atlanta.
- Highlight and support opportunities for Equitable Development and their positive impact on low wealth populations and communities of color.
- Promote and encourage equitable opportunities for inclusiveness, quality growth, and regional competitiveness.
- Support, develop, and position a multigenerational cadre of leaders and policy innovations for Regional Equity.
- Grow a REGIONAL EQUITY MOVEMENT comprised of diverse stakeholders and organizations representing the ten (10) county metropolitan Atlanta region

# Guiding Principles for Shared Prosperity

- Development must happen ***with*** people, not ***to*** people.
- Reduce local and regional disparities for balanced growth.
- Promote coordinated, galvanizing investments that result in measurable success based on outcomes for people, planet, and profit.
- Ensure meaningful community participation, leadership, and ownership in change efforts.



# Advisory Committee

1. Act-Now – Laurel Paget- Seekins
2. Agnes Scott College – Susan Kidd
3. Atlanta Gas-Light – Trevor Quander
4. Atlanta Housing Association of Neighborhood-based Developers (AHAND) - Andy Schneggenburger
5. Atlanta Metro Black Chamber of Commerce – Michael Hill
6. Atlanta Regional Health Forum – Douglas Greenwell
7. Atlanta Regional Commission - Mike Carnathan
8. Atlanta Urban League - Nancy Flake-Johnson
9. Atlantans Building Leadership for Empowerment (ABLE)
10. Center for Working Families – Janelle Williams
11. Cobb Faith Partnership - Ann Guckert
12. Common Focus - Jon Abercrombie
13. The Community Foundation for Greater Atlanta – Tene Traylor
14. Cox Enterprises – Jamie Buck
15. DeKalb County Office of Neighborhood Empowerment (ONE DeKalb) – Bettye Davis
16. Emory University Office of University-Community Partnerships – Dr. Michael Rich
18. Emory University Race and Difference Initiative (RDI) – Tyrone Foreman
19. Clarification & Mediation, Inc. - Clara Axam
20. Consultant, Charles Walker
21. Families First – Kim Anderson
22. Federal Reserve Bank of Atlanta - Sibyl Slade
23. Georgia Coalition for the Peoples Agenda- Helen Butler
24. Georgia Power - Pat Sims
25. Georgia Tech – Chris Burke
26. Georgia STAND-UP – Deborah Scott
27. Georgia State Trade Association of Non-profit Developers (G Stand) – Kate Little
28. Gwinnett Coalition for Health and Human Services - Nicole Love
29. H. B. Dorsey and Associates – Hattie B. Dorsey
30. IBM – S. Tjuan Dogan
31. J.P. Morgan Chase – Beverly Dabney
32. Keiser Permanente – Trey Ragsdale
33. Latin American Association - Millie Irizarry
34. League of Women Voters of Georgia – Tracy-Ann Nelson
35. MARTA – Lyle Harris
36. Mayson Avenue Cooperative – Garry Long
37. NeighborWorks America – Don Phoenix
38. 100 Black Men of Atlanta - Otis Threatt
39. Pittsburgh Community Improvement Association (PCIA) – LaShawn Hoffman
40. RRC – Young Hughley
41. Southern Alliance for Clean Energy – Seandra Rawls
42. Sustainable Atlanta – Scott Briskey
43. Sustainable Neighborhood Strategies, Inc. – Mtamanika Youngblood
44. The Genius Group – Milano Harden
44. Consultant - Charles Walker
45. Urban League – Nancy Flake-Johnson
46. The Zeist Foundation – Atiba Mbiwan

# Equity Impact Areas

## 1. Transportation Equity (Accessibility)

- Transportation has become either a barrier or gateway to opportunity in Metro Atlanta.

## 2. Equity of Opportunity (Vitality)

- Developing economic models that are lucrative, inclusive and just.

## 3. Equitable Development (Harmony)

- Unbalanced growth and investment in our region have created a less sustainable and competitive region.
- **EQUITY IS THE SUPERIOR GROWTH MODEL!**

# Equitable Planning Efforts

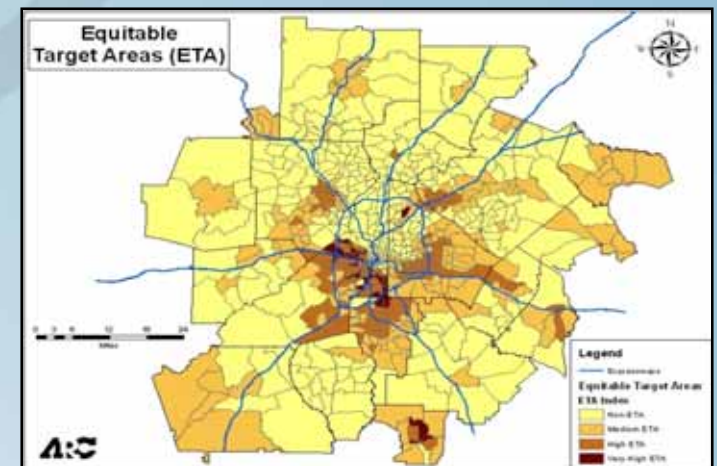
- Atlanta Regional Commission

  - Plan 2040 (RTP)

    - Equitable Planning Workshop
    - Social Equity Advisory Committee

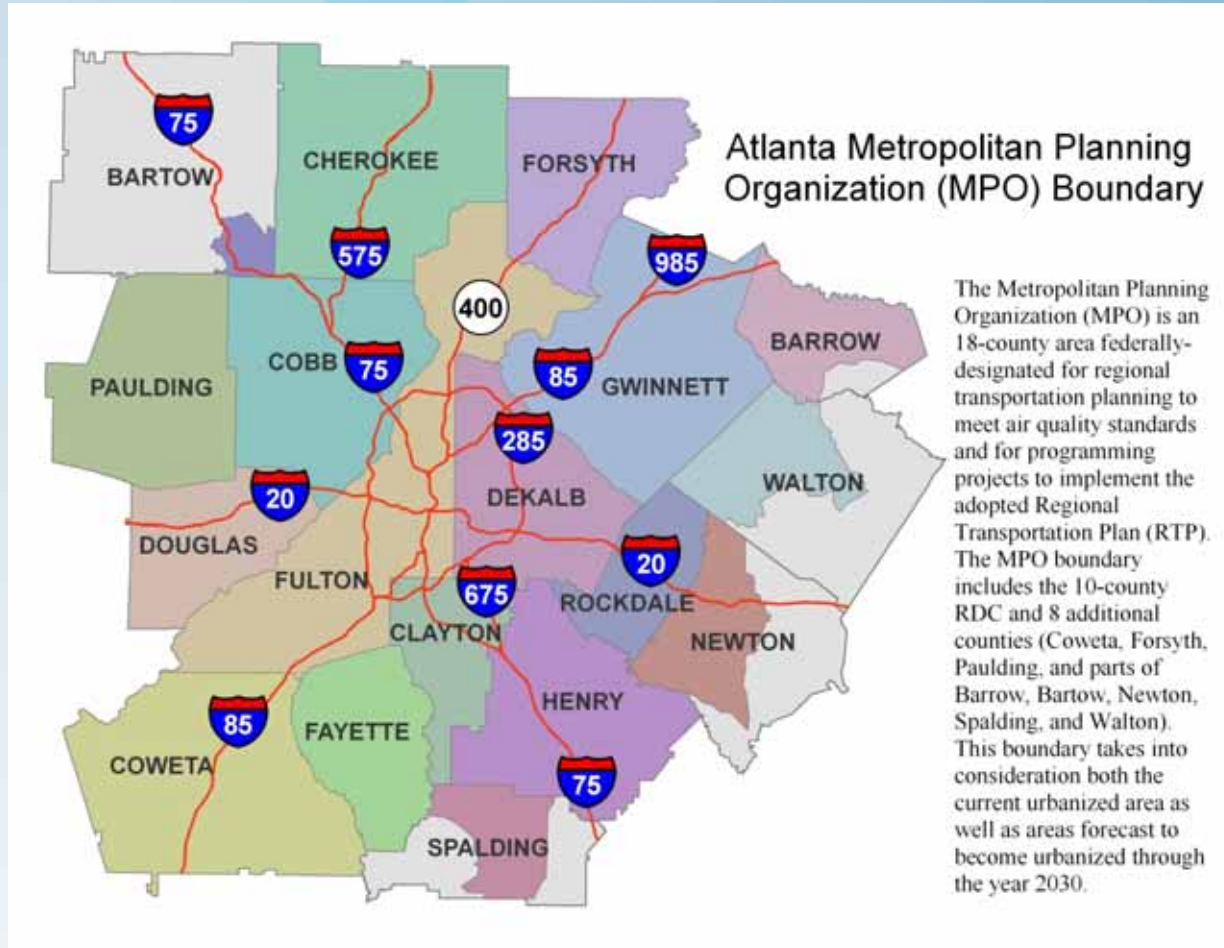
- Equitable Target Areas (ETA) Index

  - Identify and further advance the understanding of overburdened communities in the Atlanta region
  - Senior population, low education attainment, housing values, poverty and the distribution of communities of color (Indicators)





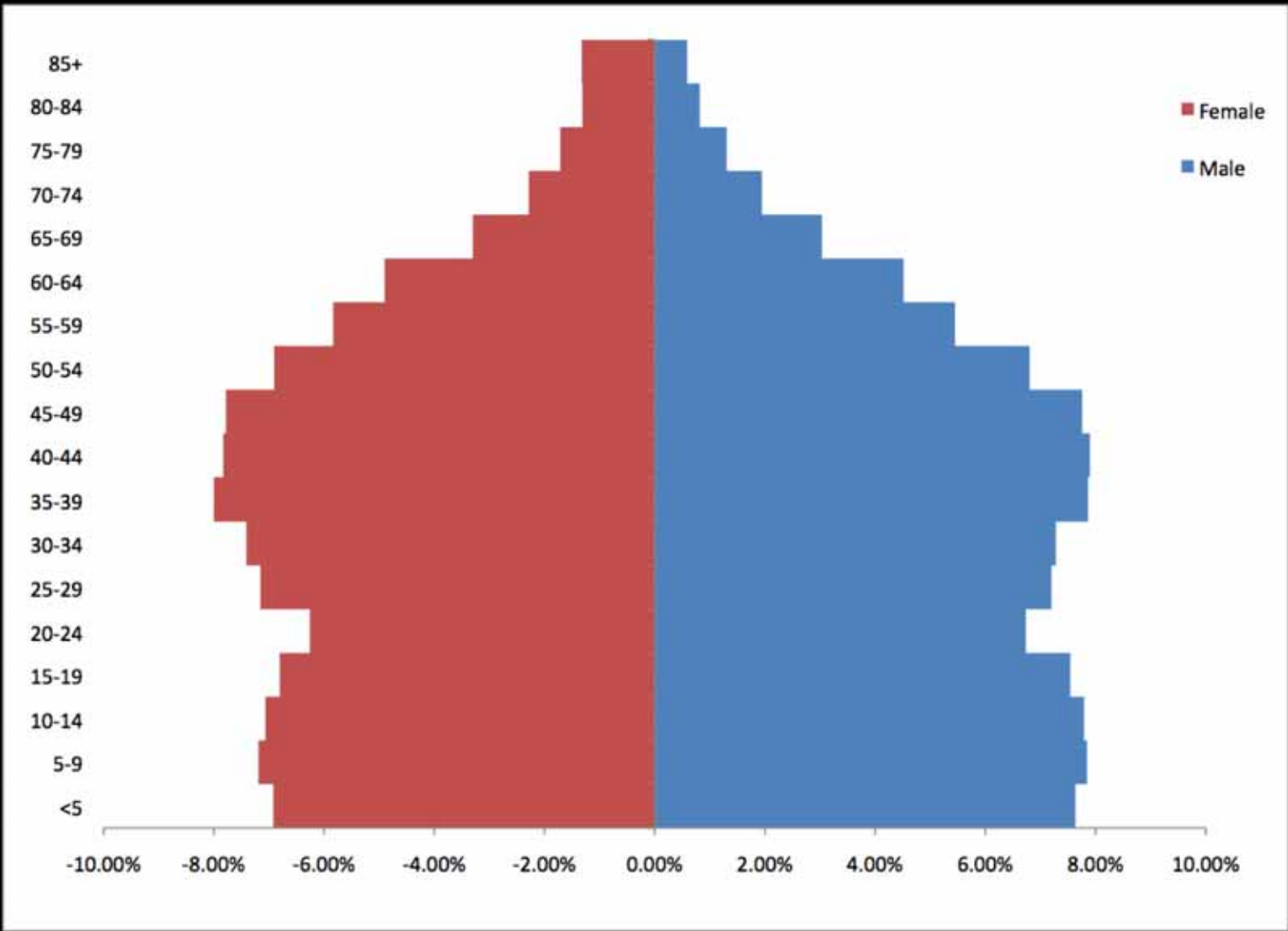
# Metropolitan Atlanta

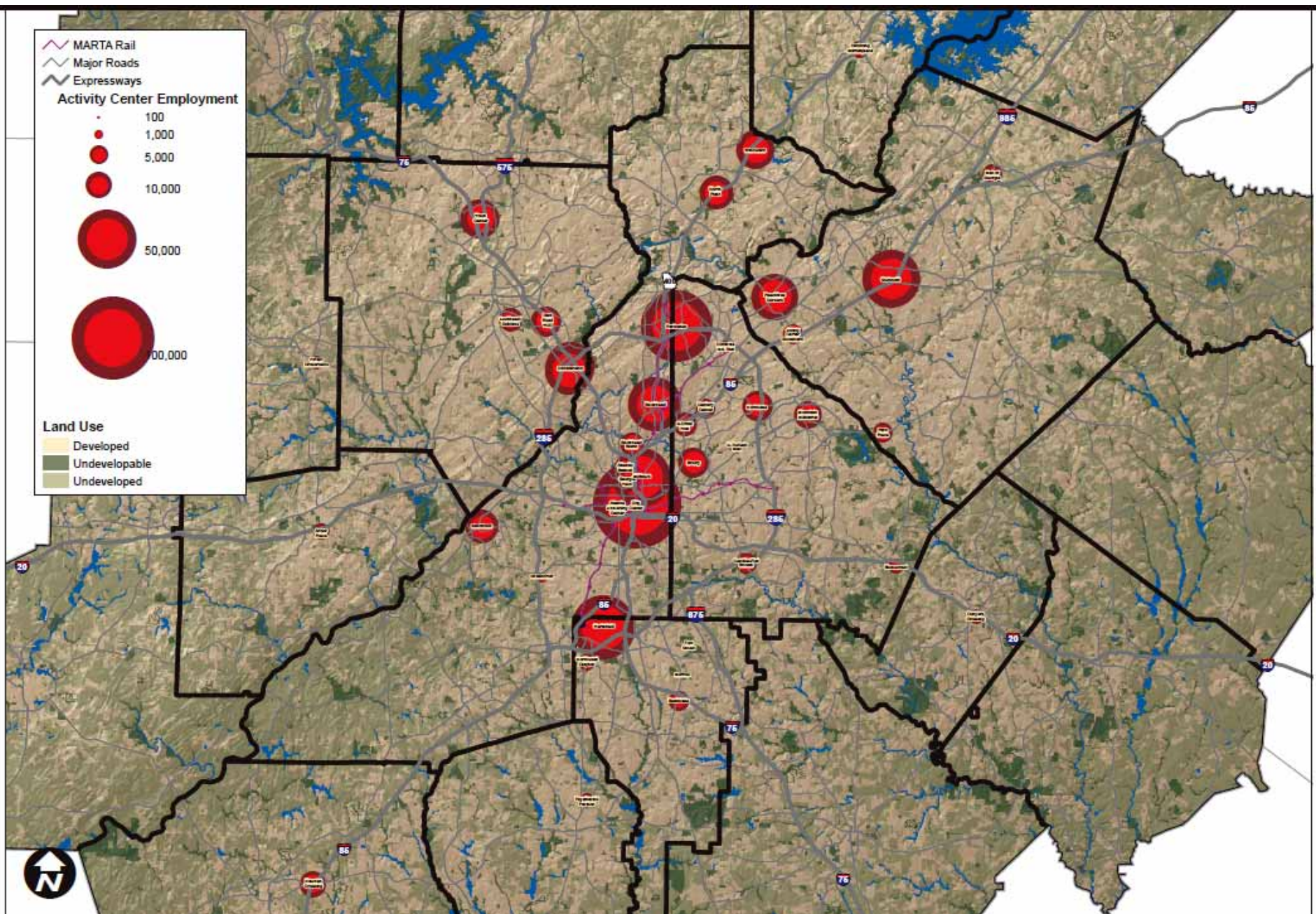





Metro	2000-2010 Population Change MSA			
	Total	Hispanic	Black	White
Houston	1,231,393	745,935	214,928	85,643
Dallas	1,210,229	634,449	233,890	158,283
<b>Atlanta</b>	<b>1,020,879</b>	<b>276,993</b>	<b>473,493</b>	<b>106,267</b>
Riverside	970,030	767,440	58,919	5,613
Phoenix	941,011	418,706	80,318	<b>320,370</b>
Washington	785,987	341,107	155,648	58,019
New York	574,107	<b>760,983</b>	<b>(67,709)</b>	<b>(558,563)</b>
Miami	557,071	608,865	191,658	<b>(267,991)</b>
Los Angeles	463,210	583,070	<b>(85,025)</b>	<b>(361,772)</b>
Seattle	395,931	147,023	36,061	27,015

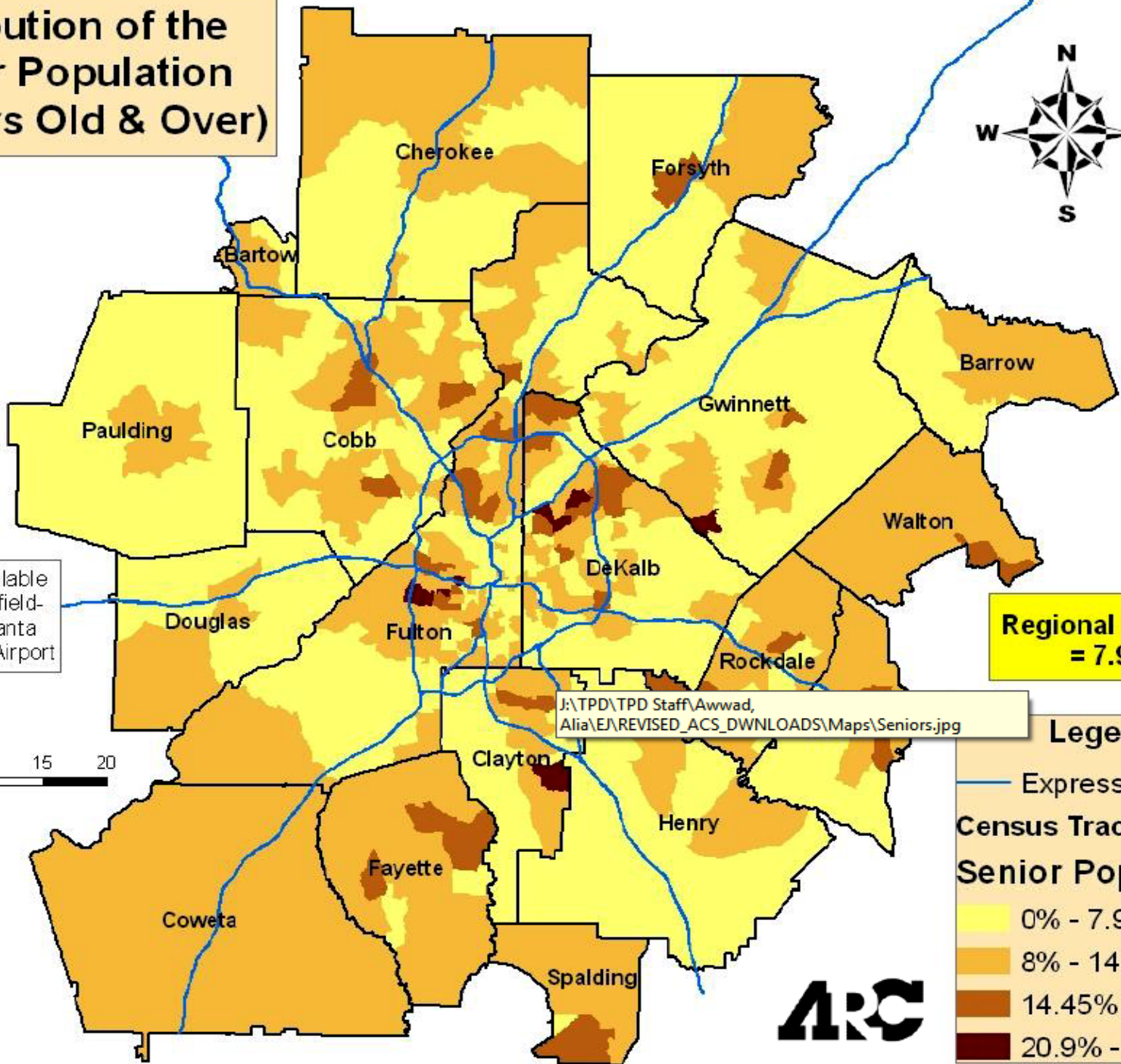








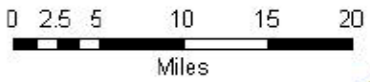
# Distribution of the Senior Population (65 Years Old & Over)



No Data Available for the Hartsfield-Jackson Atlanta International Airport

**Regional Average = 7.99%**

J:\TPD\TPD Staff\Awwad, Alia\REVISED\_ACS\_DOWNLOADS\Maps\Seniors.jpg



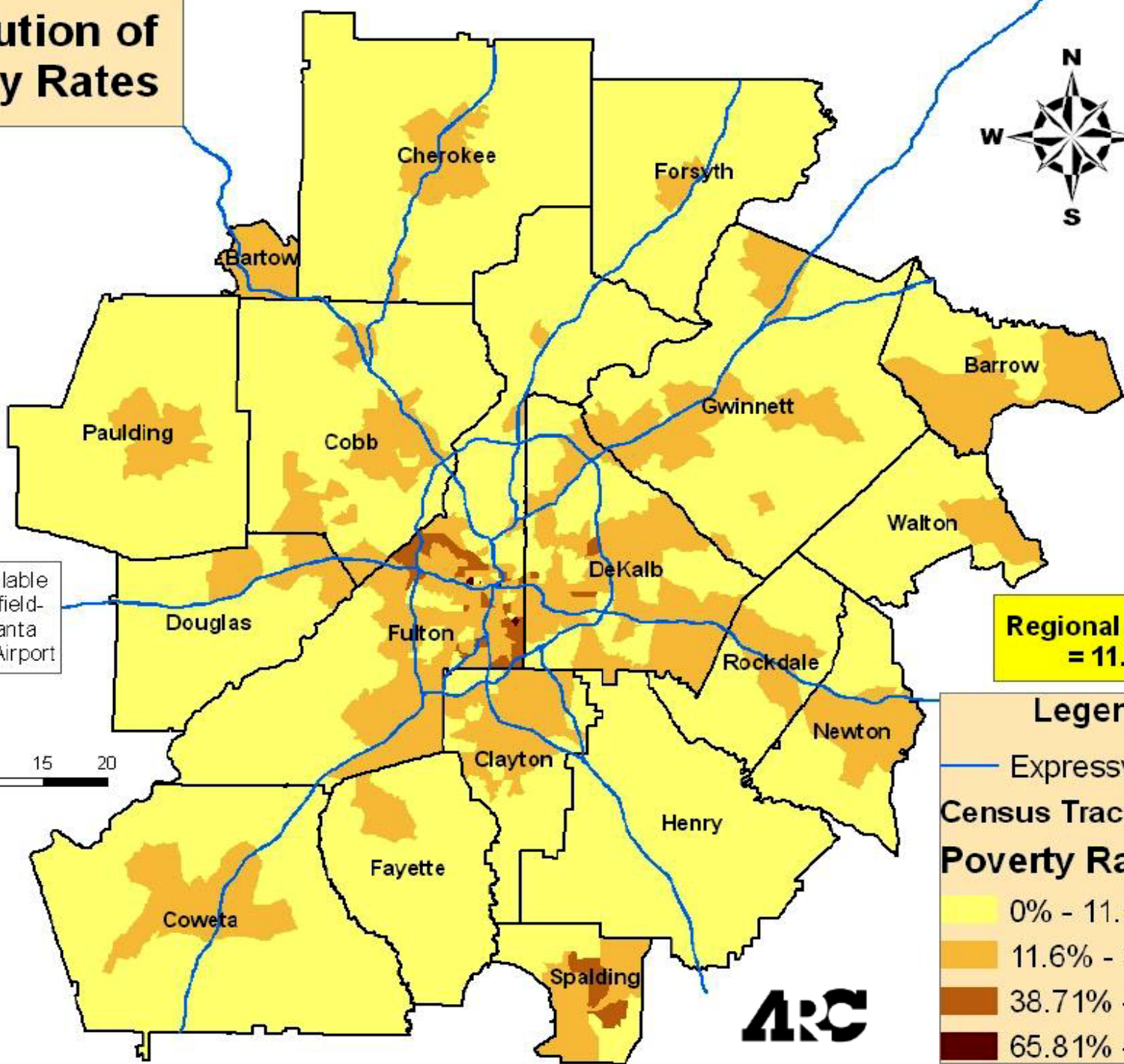
**Legend**

- Expressways
- Census Tract Level Senior Population**
- 0% - 7.99%
- 8% - 14.44%
- 14.45% - 20.89%
- 20.9% - 27.34%

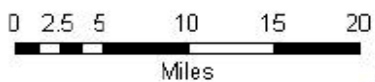
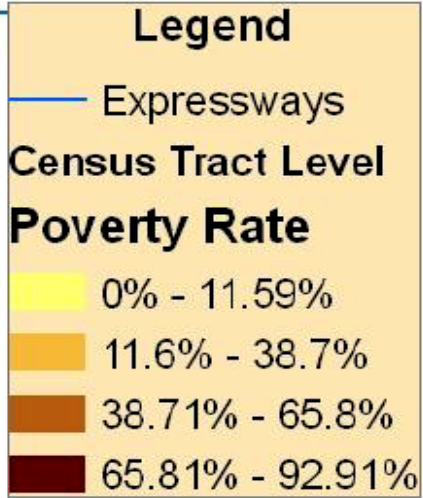




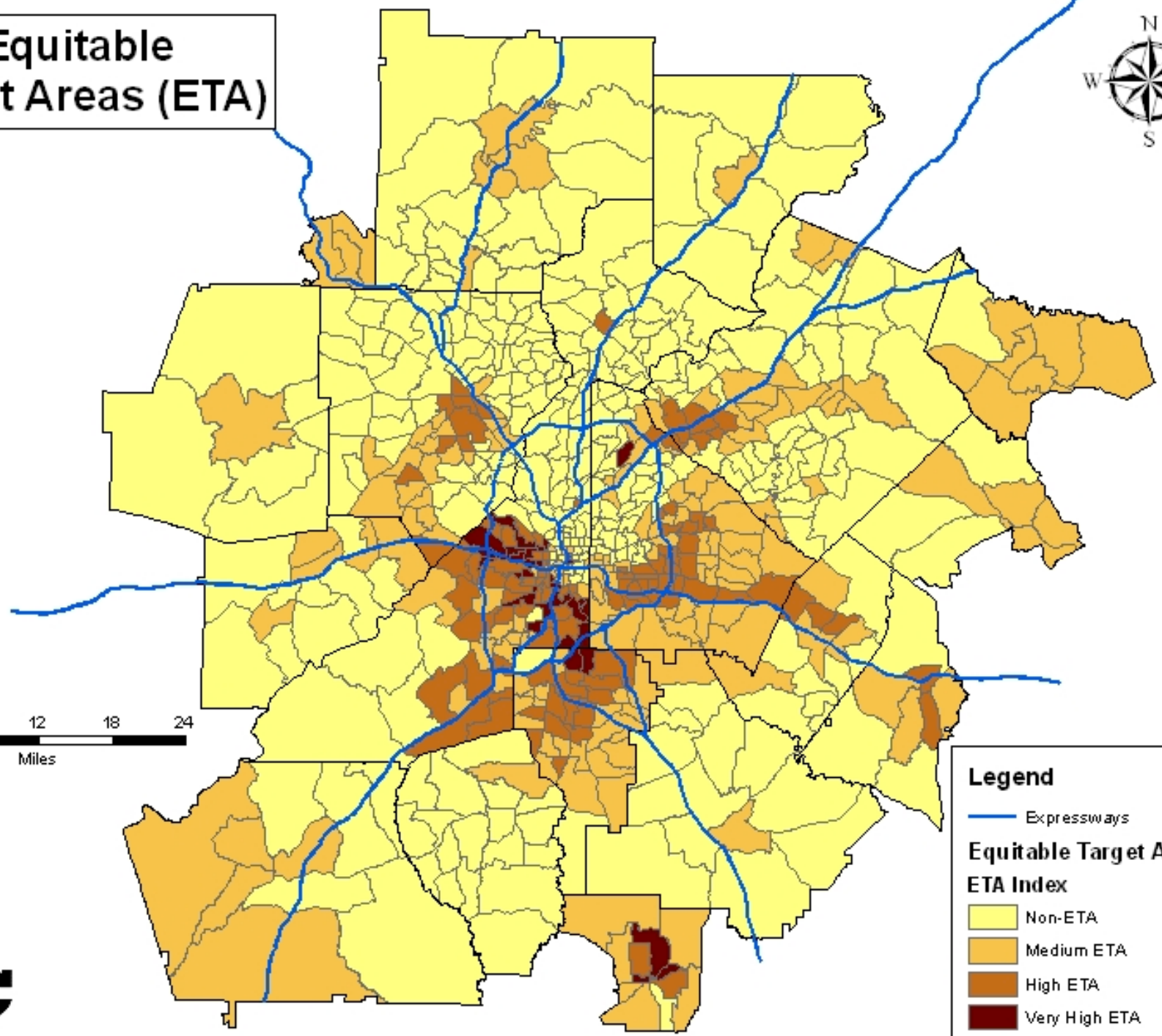
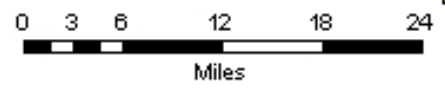
# Distribution of Poverty Rates



**Regional Average = 11.59%**



# Equitable Target Areas (ETA)



**Legend**

- Expressways
- Equitable Target Areas**
- ETA Index**
- Non-ETA
- Medium ETA
- High ETA
- Very High ETA

